

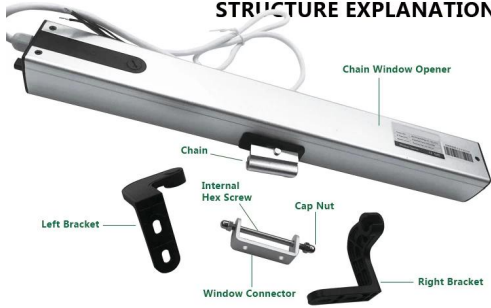
## **CW68 DC-raamopener**

[Elektrische kettingketting](#) is met elektronische controle zware overbelastingsbeveiliging, apparaat is gemaakt van hoogwaardig staal, materiaal van buitenste is van goede kwaliteit aluminium legering. Onze [elektrische raamopener](#) is vooral gebruikte behuizing aan de bovenkant van het raam openen en sluiten.



DC WINDOW OPENER

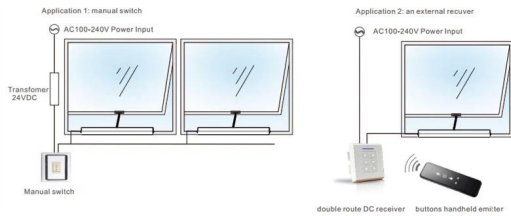
STRUCTURE EXPLANATION



DIMENSIONS

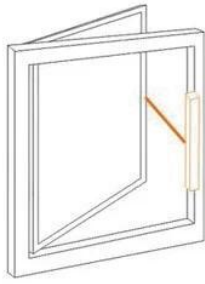


DC24V power supply, mainly applied to the windows are mounted in high position, where people hard to operate. Safety voltage applied for building fire certification. It is popular installed in many famous commercial buildings for ventilation and security.

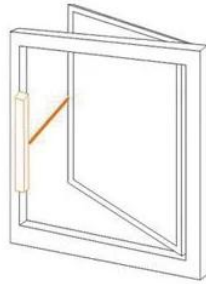


---

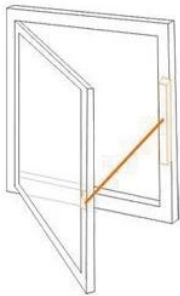
## Features



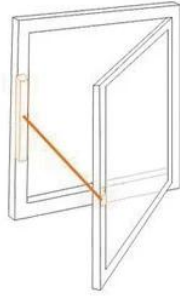
**Casement Window (Left)**



**Casement Window (Right)**



**Casement Window Opening Inwards**



**Casement Window Opening Inwards**



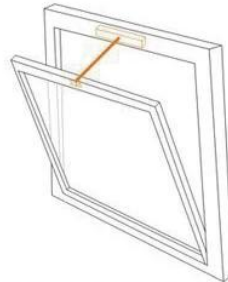
**Top-hinged Out-swinging Window**



**Top-hinged In-swinging Window**



**Hopper Window**



**Horizontal Pivoting Window**



1. Elegant design with quality surface finishing.
2. 24V DC electricity supplying.
3. Adjust the journey by adjusting knob, Convenient and quick.
4. Two flame resistance ABS holders and the POM sliding guide make the motor more silent and safer.
5. Automatically stop on physical obstruction; protect the motor and the user.
6. SMT assembly, damp-proof on surface.



## Parameters

Modelnr.	Nominale spanning	Actief werken	Snelheid	Running Trip	Push / Pull Force	Temp	Grootte	IP-klasse
CW68-D250N / 400mm	DC24V	40W	10mm / s	100 ~ 400mm	250N	-20 °C ~ + 60 °C	460 * 42 * 56mm	IP42