

□ □□□□□ □□ □□ □□□□ □□ □□□□□□ □□□□

MINI RESIDENTIAL AUTO DOOR SYSTEM



PRODUCT PARAMETER

□□	DM880A
□□	□□, □□
□□ □□ □□	110-240 VAC, 24V DC □□ □□□
□□ □□ □□	10 □□
□□ □□ □□	60KGS
□□□□ □ □□	1 □□
□□ □	0.5m / □□
□□ □□	512mm * 72mm ** 69mm
□□ □□	3KGS



omni
A SMART
LIFE EXPERIENCE
FOR YOU



BLACK



WHITE

WE GOT TWO
COLORS FOR YOU



COVER

PINION

CONTROLLER



DRIVE UNIT

MOTOR

POWER SWITH


CONTROL BOARD
INSTRUCTION

PRODUCT FEATURES



ONE TOUCH

Doormate can be a universal, easy do-it-yourself product that retrofits to your existing, free-running, residential sliding doors or windows.



FREEDOM FOR YOUR PETS

No longer have to run up and down the stairs just to open the doors for your dogs!



LIFESTYLE WHEN HANDS ARE FULL

It's amazing how such a small solution can create such an ease in life when your hands are full.



CONVENIENCE WHEN ENTERTAINING

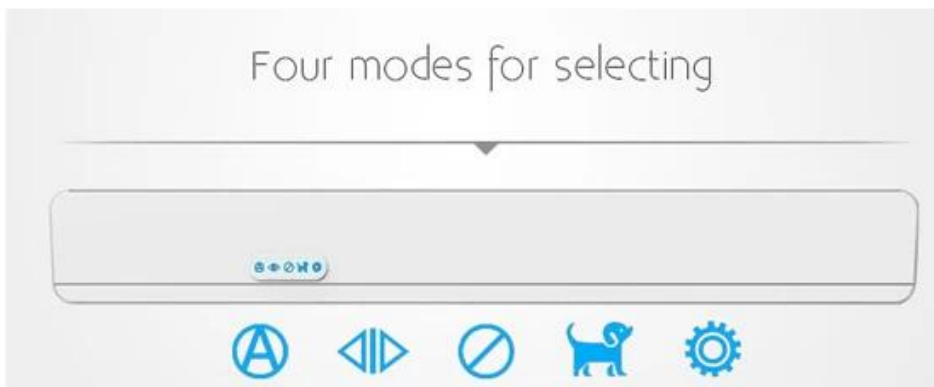
Installed easily and works well, appears to very nice designing.



PRACTICAL

Super quiet and powerful. Feature rich and very versatile for integrating with home automation.

PRODUCT DETAILS




LED (LED)- LED strip sensor is on / off. LED strip sensor is on.

LED (Door / Window LED)- LED strip sensor is on Door / Window. LED strip sensor is on.

LED (LED)- Door / Window. LED strip sensor is on.

LED (Door / Window LED)- LED strip sensor is on Door / Window. LED strip sensor is on.

INSTALLATION EXAMPLE



□ □□□ **1** :Door / Window □□□ □□□□□□□□. □□□□ □□□ Door / Window□ □□ □□□□□.

□ □□□ **2** :Door / Window □□□ □□□□ □□□□□□□□. □□□□ □□□ □□ / □ □□□□□□□.

□□ □□□ **1** :Door / Window □□□ □□□□ □□□□□□□□. □□□□ □□□ Door / Window□ □□ □□□□□.

□□ □□□ **2**:Door / Window □□□ □□□□ □□□□□□□□. □□□□ □□□ □□ / □ □□□□□□□.