

Home Automation Residential Automatic Sliding Door Operator System



PRODUCT PARAMETER

Model	DM880A
Colour	Black /White
Power Supply	110-240 VAC, 24V DC Power Adapter
Maximum Door Width	10 meters
Maximum Door Weight	60KGS
Length of Racks in Package	1 meter
Extension Rack	0.5m/piece
Product Size	512mm*72mm**69mm
Product Weight	3KGS



omni
A SMART
LIFE EXPERIENCE
FOR YOU



BLACK




WHITE

WE GOT TWO
COLORS FOR YOU



COVER



DRIVE UNIT


CONTROL BOARD
INSTRUCTION

PRODUCT FEATURES



ONE TOUCH

Doormate can be a universal, easy do-it-yourself product that retrofits to your existing, free-running, residential sliding doors or windows.



FREEDOM FOR YOUR PETS

No longer have to run up and down the stairs just to open the doors for your dogs!



LIFESTYLE WHEN HANDS ARE FULL

It's amazing how such a small solution can create such an ease in life when your hands are full.



CONVENIENCE WHEN ENTERTAINING

Installed easily and works well, appears to very nice designing.



PRACTICAL

Super quiet and powerful. Feature rich and very versatile for integrating with home automation.

PRODUCT DETAILS




Automatic Mode(Green LED)—Door/Window will open after the sensor or remote control being triggered, and close automatically after the preset time.

Hold open Mode(Blue LED)—Door/Window will open and keep full open until changed to other modes.

Manual Mode(Red LED)—Door/Window could be operated by hands, operator will not drive it.

Pet Mode(Orange LED)—Door will open to the width has been set for pet after the pet sensor being triggered, and close automatically after the preset time.

INSTALLATION EXAMPLE



Top mount 1 □ Install the operator onto the top of the Door/Window. Sliding part is Door/Window's left side.

Top mount 2 □ Install the operator onto the top of the Door/Window. Sliding part is Door/Window's right side.

Bottom mount 1 □ Install the operator onto the bottom of the Door/Window. Sliding part is Door/Window's left side.

Bottom mount 2 □ Install the operator onto the bottom of the Door/Window. Sliding part is Door/Window's right side.