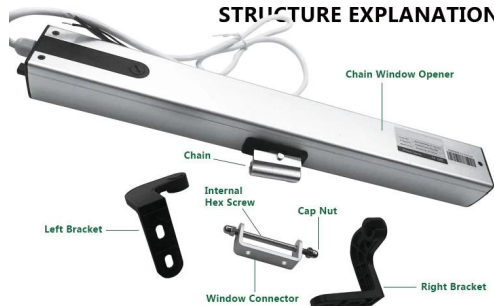




DC WINDOW OPENER

STRUCTURE EXPLANATION



DIMENSIONS

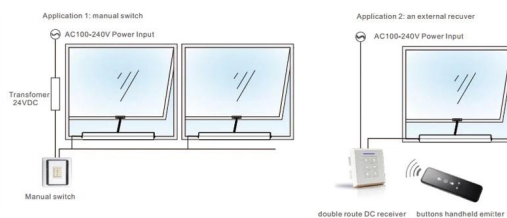


CENTER PIVOTED WINDOW

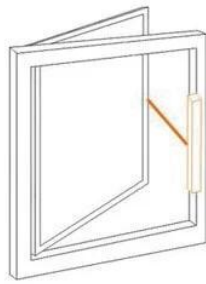


HOPPER WINDOW

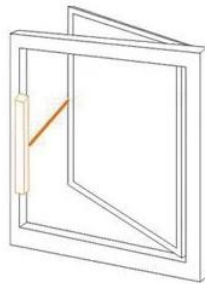
DC24V power supply, mainly applied to the windows are mounted in high position, where people hard to operate. Safety voltage applied for building fire certification. It is popular installed in many famous commercial buildings for ventilation and security.



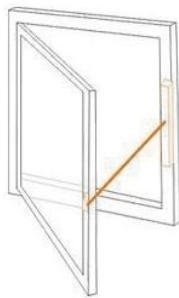
Features



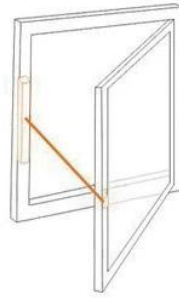
Casement Window (Left)



Casement Window (Right)



Casement Window Opening Inwards



Casement Window Opening Inwards



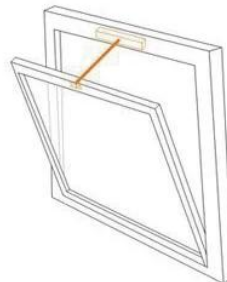
Top-hinged Out-swinging Window



Top-hinged In-swinging Window



Hopper Window



Horizontal Pivoting Window



- 1.Elegant design with quality surface finishing.
- 2.24V DC electricity supplying.
- 3.Adjust the journey by adjusting knob, Convenient and quick.
- 4.Two flame resistance ABS holders and the POM sliding guide make the motor more silent and safer.
- 5.Automatically stop on physical obstruction; protect the motor and the user.
- 6.SMT assembly, damp-proof on surface.



Parameters

Model	Power supply	Power	Material	Dimensions	Weight	Operating temperature	Dimensions	IP
CW68-D250N /400mm	DC24V	40W	10mm/1	100mm400MM	250N	-20°C+ 60°C	460 * 42 *56mm	IP42