








# Smart Gateway

Stable performance and powerful function



# SMART GATEWAY

Control center of smart home system

-  Beautiful shape
-  Remote control
-  Security detection
-  Device linkage
-  300m<sup>2</sup> coverage



The intelligent gateway is the control center of the smart home. It can realize the functions of system information collection, information input, information output, centralized control, remote

# Intelligent linkage

M a k e   y o u r   s m a r t   h o m e   e a s i e r

Link a variety of devices, support smart door sensors, temperature sensors, wall switches, cameras, human sensors, door and window sensors, etc.



# Multimode gateway

Support multiple communication protocols, smart home control center, support LTE Cat M1, Wi-Fi, Zigbee3.0, Bluetooth4.0

Zigbee3.0

WI-FI


Bluetooth4.0

LTE Cat M1



## Equipped with Zigbee3.0


The device responds faster and the control is smoother





# WI-FI dual antenna structure

omni intelligent multi-mode gateway, built-in WI-FI dual antenna, stronger signal, better wall penetration, wider coverage, transmission distance up to 300m under open environment test, so that your smart home life can maintain long-term stability.



# Multiple certification tests for your peace of mind

High-quality technology, Omega intelligent multi-mode gateway has passed a number of certifications or tests such as Bluetooth Alliance, WI-FI Alliance, Zigbee Alliance, China RoHS \*. At the same time, it has passed a number of reliability tests to ensure product life.



-40°C ~ 70°C  
temperature  
shock test



-25°C ~ 55°C  
24h high  
temperature test



device 48h  
Smoke corrosion  
test



Bluetooth Alliance  
certification



WI-FI Alliance  
Certification



Zigbee Alliance  
Certification


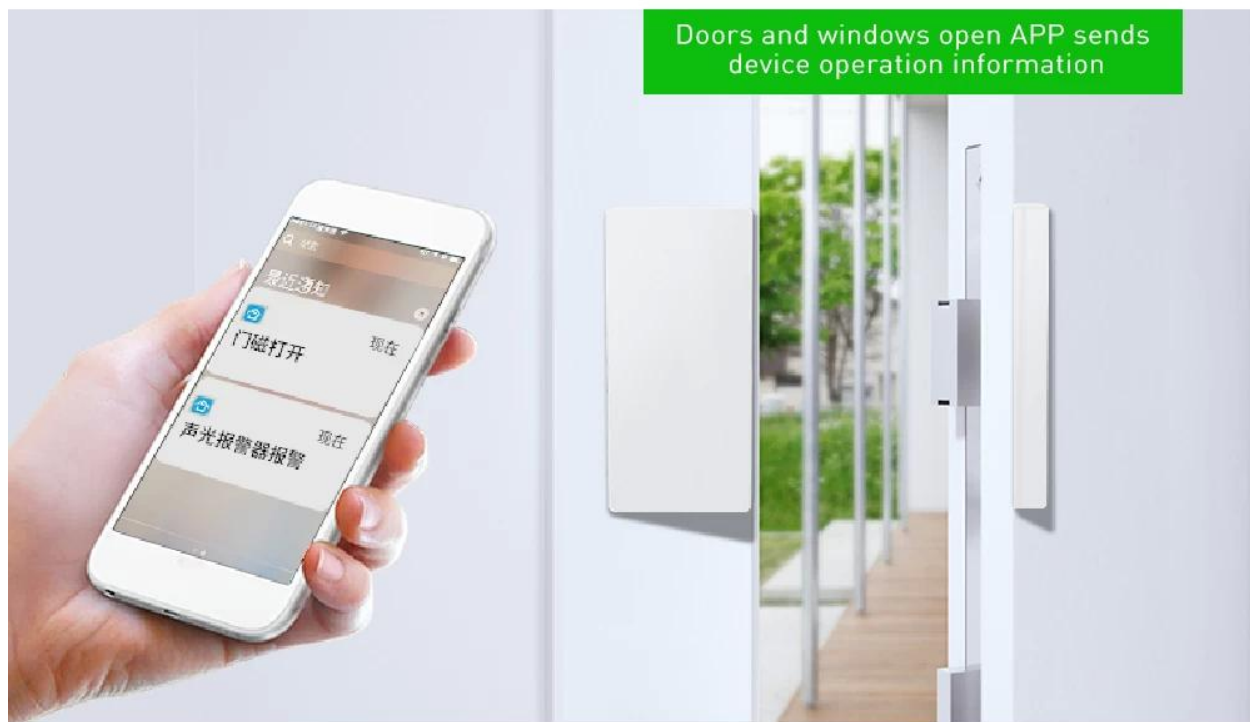
# Remote alarm and control

You can remotely control the operation of networked devices through the APP. You can view the device status of each sensor in the APP and control the device work.



# Scene linkage

Set up multi-device linkage and trigger the response in specified scenarios; users can customize the smart device linkage logic, and the device will run in accordance with the preset scenario





## Smart Gateway



## Family Assistant Smart Gateway



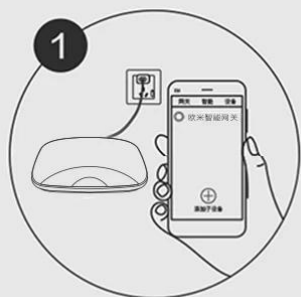
# Device parameters

Stable performance and powerful function

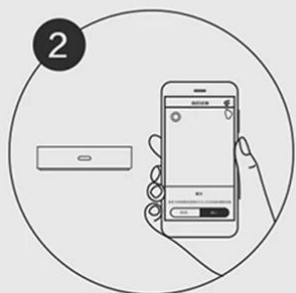


Model No. O-SG-001	Warranty: 2 years
Wireless Protocol: LTE Cat M1, Wi-Fi, Zigbee3.0, Bluetooth4.0	Smart Voice control: Amazon Alexa, Google home assistant IFTTT
Compatibility: Android, IOS	Power Adapter Option: USB Powered
APP: Omni	Material: PC
Working humidity: 10%-90% RH	Working temperature: -10-55°C
Input: 220V-50Hz 0.25A	Application: Smart Home

# Three steps to complete the installation and configuration



Step 1  
Power on the gateway



Step 2  
Open the "+" in the top right corner of the omni APP to add the omni smart multi-mode gateway



Step 3  
After adding successfully, bind other smart devices according to the APP prompt

