

key management solution



- APP scan QR code unlock
- Password unlock
- Bluetooth connection
- Burglar alarm
- Unlock record query
- Key return notice
- USB emergency charging

Product parameter information



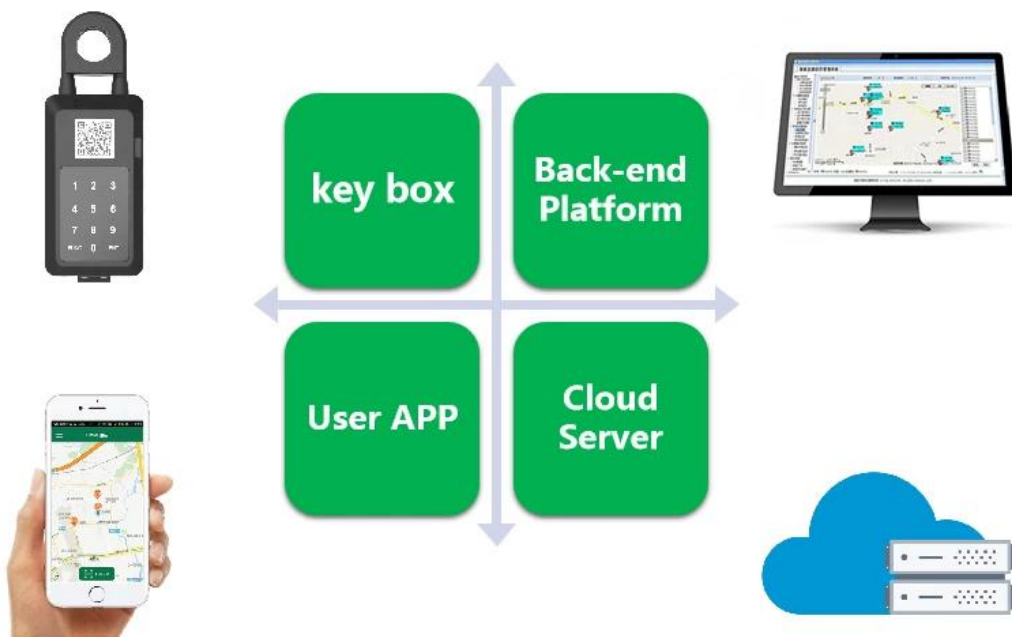
Item	Detail
Product name	Smart key box
Size	215L*76W*60H(mm)
Material	ABS+Acrylic + Metal
Weight	1.0kg
Bluetooth	BLE 4.0 and above
Battery	CR123A-1400mAh3.0v
Accessories	Charging line, screwdriver, battery *2

Key Management Solution

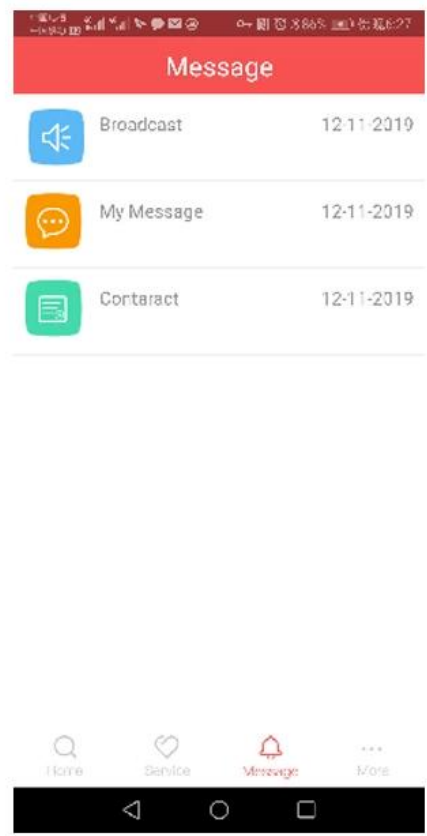
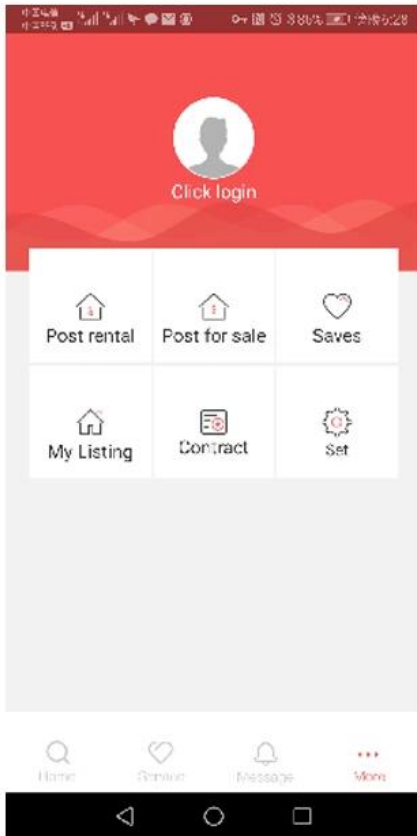


One-stop solution

Omni provides an intelligent and remote visual management solution for key management. Through the smart terminal of the key box as the communication portal, the back-end management system and APP are customized for management, and uploaded to the cloud platform for big data analysis to form a data analysis report, so as to fully understand the use of key box unlocking records, key return dynamics, etc.



Key box User APP



Bluetooth connection unlocking



- Tips: Connect devices through BLE. After connect the device, access to KEY operation, synchronize the timestamp of app. (Use setting timestamp bluetooth command. The default device key OmniW4GX. You can modify the command through the key.
- Open the bluetooth function of the mobile phone and connect the key box device through the bluetooth of the mobile phone.
- Tips: app connects to the device through the MAC address of device, and sends the unlock instruction to unlock the device.
- User uses the app to connect to the key box device via bluetooth. The lock can be opened by scanning the QR code on the key box lock with the APP.

✕ Random password unlocking

- Tips: It is related to the timestamp. If the lock and app timestamp are not synchronized, the random password can not be unlocked, and the timestamp must be synchronized after the lock is restarted):After connecting to the device through BLE, the app can configure random password, password mantissa and password valid time.If user gets the random password (demo APP has a random password to display code),enter password on device buttons, and open the lock after confirmation.
- The landlord can use the app to connect to the device through BLE, and then configure the random password, password mantissa and password valid time.
- Users can enter the random password through the app configured by the landlord, enter the password on the device key, and open the lock after confirmation.

📄 Backup password unlocking

(The backup password is still saved after the power is cut off)

- Tips: After connecting to the device through BLE, the app writes the password password.Use the written backup password to unlock. The backup password failures after it is written once. To rewrite via bluetooth command.
- Enter the backup password after app connects to the device through bluetooth.
- The user enters the backup password set in the app before unlocking on the key box panel.

Functions of key box



🔑 Key status notification

After use, put the key back into the box and close the lid. The information that the returned key of the box has been put back is sent to the APP, and app uploads this information to the server and prompts that the key has been returned.

Inquiry of Unlock Records

Every unlocking through entering password will has a record. These records can be accessed via blue-tooth commands.



Anti-theft alarm switch

- After alarm function is opened, when the external force striking box is reached or anti demolition circuit detects when the box was opened, it will alarm.
- If closing the box or turning off the alarm function, it will not alarm.

Packaging of Key Box



Contain

Smart key box
+
Accessories for key box



Charging line

Screwdriver

Battery x 2






Application scenario



Office building



Hotel、Apartment



Villa



Warehouse

Main products (IOT+Solution)

