

- □□□□□□ □□□□□□ □□□□□□ □□□□□□ □□□□□□.

# INTELLIGENT WINDOW PUSHER

Free your hands  
live a relaxed life

AM56

- Smoke sensor on/off
- Temperature sensing on/off
- Free to set the range





Remote control



on off timer



Intelligent linkage



Motor self-locking



Thrust settings



Status query



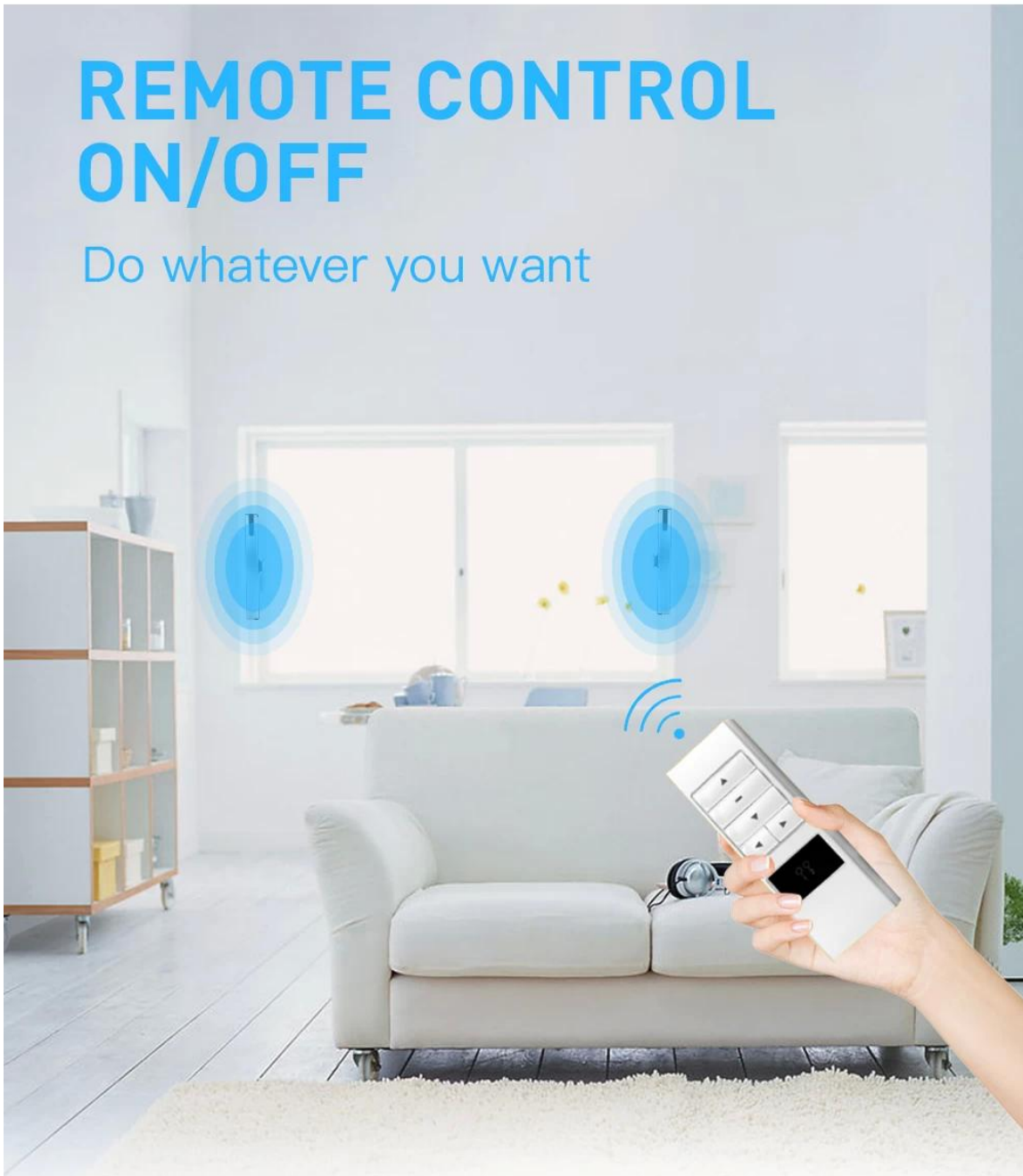
Suitable for multiple



Ultra-quiet design

# REMOTE CONTROL ON/OFF

Do whatever you want



# ON OFF TIMER FRESH AIR ALWAYS ACCOMPANIED

Set time switch window like  
alarm clock, switch at any time



Get up in the morning



Leave home to work



get off work



Sleep at night

# INTELLIGENT LINKAGE

After you install the OMNI smart gateway you can link the smart window pusher with other devices to make your life more abundant

For example, you can set the window to close automatically when you turn on the air conditioner



Intelligent device



Remote control



Linked home appliances



# MOTOR LOCKS AUTOMATICALLY

After closing, the motor will be locked,  
and the window cannot be opened outside,  
so as to better protect the safety of property



Automatically locked  
safe and anti-theft

# FEATURES OF OUR PRODUCTS

## Our window pusher

Aluminum shell  
+  
Chain type thrust



The shell is made of aluminum alloy, which is corrosion resistant and not easy to rust



Chain-type thrust design, more stable and smooth operation

26dB  
1 meter distance  
measured



## Other's window pusher

Ordinary shell  
+  
Fixed thrust



The shell is made of ordinary iron material, easy to rust and corrosion



Direct push type design, unstable operation, easy to stagnate



50dB  
1 meter distance  
measured

VS



Wide voltage power supply



Journey Adjustable



Super silent design



Stop on obstacle

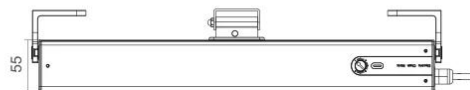
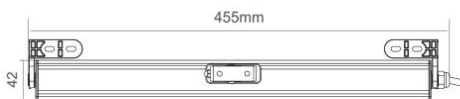
- ❖ 100-240V AC power input, suitable for global wide voltage standards
- ❖ To change the journey through the knob, the range is from 100mm to 400mm
- ❖ Installing at window width min. 470mm.
- ❖ More than 10,000 times of running.

- ❖ Double layers stainless chain makes smoothly and stable running.
- ❖ Aluminum casing is with high level surface treatment, end covers and brackets are in zinc alloy material.
- ❖ Double fireproof ABS internal casing, POM material track for chain make motor silent and safe.

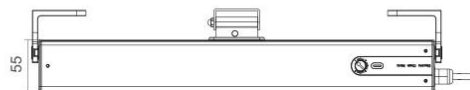
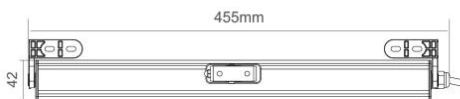
# SHOW







Model No.	Rated Voltage	Push/Pull Force	Speed	Running
AM56-L250N-400mm	100-240V AC	250N/250N	10mm/s	100~400mm
Window Width	Rated Power	Temp	Size	IP Class
0.47~1.5m	28W	-20°C~+75°C	460X42X55 mm	IP42



Model No.	Rated Voltage	Push/Pull Force	Speed	Running
AM56-L250N-400mm	100-240V AC	250N/250N	10mm/s	100~400mm
Window Width	Rated Power	Temp	Size	IP Class
0.47~1.5m	28W	-20°C~+75°C	460X42X55 mm	IP42

# VARIOUS WINDOW INSTALLATION



**A**

Open on the  
left and outside



**B**

Open on the  
right and outside



**C**

Open inside



**D**

Open above



**E**

Open on the  
outside and top



**F**

Open on the  
outside and below